

# Results®

2020

## PROFESSIONAL LINE OF HEAT TRANSFER PRODUCTS

The Most comprehensive line of heat transfer films for every day fabric decoration.





**ENVICTA® Cut**  
**HEAT TRANSFER VINYL**  
 Personalize all types of  
 Shirts, Athletic Sports-  
 wear, Hoodies, & MORE!



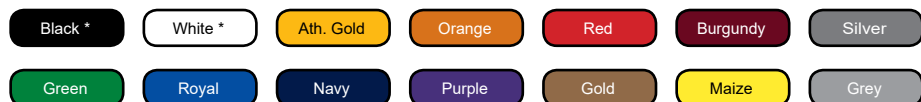
**ENVICTA**  
**24**

**Force**

### About ENVICTA® Cut:

**BEST** low cost solution, with a high value look and performance.  
 Simple to cut, weeds incredibly fast, apply at 305°F in 8-10 seconds.  
 Great for low or high volume production business.  
 Flexible, durable, multi-layer numbers, letters, and logos.  
 Block out most fabric dye-migration issues with an ideal **130-micron** thickness.  
 Soft Matte finish. Non-pressure sensitive clear carrier.  
 Easy position and relocate. (Stack transfers without sticking.)  
 Washed and dried 100+ times, remains flexible with a soft hand.  
 Recommended fabrics: Cottons, 50/50, Polyesters, Acrylic, Lycra and more.

### Available Colors



### Instructions

1. Cut Job in reverse.
  2. Easily weed the excess film media away from image.
  3. Pre-heat garment 2 to 3 seconds.
  4. Position film where desired.
  5. Heat Press at 305°F, 8-10 seconds, Med. Pressure 60 PSI.
  6. Warm/Cold Peel.
- \*Note - Dye-Polyesters 265°F, 10-14 seconds (test for migration)

Code	Size	Cost / SF	Price
REC(Color)15YD	15" x 1 yd	\$2.13	\$8.00
REC(Color)155	15" x 5 yd	\$1.39	\$26.00
REC(Color)1511	15" x 11 yd	\$1.15	\$47.50
REC(Color)1527	15" x 27 yd	\$1.08	\$109.00
REC(Color)4527	45" x 27 yd	\$1.05	\$319.95

\*\* Always Test fabrics for correct color and dye migration







**ENVICTA™ Cut is the  
Leader in  
Economy Heat Transfer  
Films Today!**

**USE ENVICTA® Cut WITH iMPACT FOILS!!!**

**REFER TO PAGE 13 FOR INSTRUCTIONS**





**INTRODUCING...**  
**NEW Results® WIZ-KUT®**  
**Heat Transfer Film**  
**Absolutely the BEST**  
**in Performance Value!**



**SADLER**

**3**

#### About Results® WIZ-KUT®

WIZKUT is great for lightweight, active sportswear fabric, and fashion apparel. Simple to cut with everyday vinyl cutters and laser cutters. Plus it weeds super easy! Apply at 300°F 8-12 seconds. WIZ-KUT is the best choice for cutting fine detailed logos, numbers and letters. Available in 40 Matte Colors and 5 Matte Neons, High Quality **85-95-micron** Polyurethane (PU) with a light adhesive liner. Washed and dried 100+ times, remains flexible with a soft hand. Recommended fabrics: Cotton, Polyester, 50/50, Lycra, Spandex. and more.

#### Available Colors

Black	White	Grey	Warm Grey	Cool Grey	Lt. Pink
Pink	Magenta	Sun Red	Red	Burgundy	Maroon
Orange	Pumpkin	Yellow Orange	Ath. Gold	Yellow	Lemon Yellow
Maize	Apple Green	Lt. Green	Green	Dark Green	Aqua Marine
Turquoise	Sky Blue	Columbia	Med. Blue	Royal	Navy
Grape	Purple	Vegas Gold	Rose Gold	Gold	Silver
Beige	Camel	Brown	Khaki		
Neon Green	Neon Yellow	Neon Pink	Neon Blue	Neon Orange	

#### 1-Color Application Instructions:

Time: 8-12 seconds  
 Temperature: 300°F  
 Pressure: Medium  
 Peel: Hot or Cold.  
 Polyesters, & Sensitive fabric, 275°F

#### 2-Color Application Instructions:

Time: Tack background 2 seconds, peel hot  
 Place foreground on top, 8 seconds  
 Temperature: 300°F  
 Pressure: Medium  
 Peel: Hot

#### WIZ-KUT Pricing

Code	Size	Cost / SF	Price
RWK(Color)YD	20" x 1 yd	\$1.90	\$9.50
RWK(Color)5	20" x 5 yd	\$1.44	\$35.95
RWK(Color)10	20" x 10 yd	\$1.34	\$66.95
RWK(Color)25	20" x 25 yd	\$1.28	\$159.75





# *Results* **FLEX-ALL**

**EVERY FABRIC AND  
SUPER-STRETCH...**

**Results® Flex-ALL is the  
Strongest option available  
for virtually ALL fabrics in  
the market today!**



## **About Results® FLEX-ALL**

The Ultimate HTV color film for performance sportswear and high fashion decoration that's suitable for all fabrics, including Nylon/Spandex. Nothing really compares to the flexibility, durability, and comfort FLEX-ALL has to offer. Results® FLEX-ALL incorporates a proprietary Quick-Melt low temperature adhesive. Cut with a vinyl plotter or even laser cut then heat apply from 240°F - 300°F. Lower application temp leads to unlimited opportunities for all heat sensitive fabrics. 60 microns thin with a soft hand. White and Black films have a low tack pressure sensitive adhesive for hot or cold peel application. Colors are cold peel. Wash and dry 100+ times with guaranteed life-time, stretch and rebound, and FLEX-ALL keeps an ultra-soft hand.

## **Instructions**

1. Cut in mirror (reverse) with 45° degree carbide blade,
2. Weed away unwanted film around image.
3. Heat apply 300°F at medium pressure for 10-12 seconds.
4. Peel Colors COLD (Black & White can Hot Peel)
5. Wash in normal conditions, dry cleaning suitable.
6. Heat Apply as low as 240°F for 15-20 Seconds

\*Can Be Layered with other PU Films

## **Available Colors**



## **Results® FLEX-ALL Pricing**

Code	Size	Cost / SF	Price
RFA(COLOR)YD	20" x 1 yd	\$3.12	\$15.60
RFA(COLOR)5	20" x 5 yd	\$2.16	\$53.95
RFA(COLOR)10	20" x 10 yd	\$2.00	\$99.95
RFA(COLOR)25	20" x 25 yd	\$1.98	\$239.00



When visibility at night  
and safety is the biggest  
concern trust Results®  
**SAFETY REFLECT!**  
Number 1 in quality and  
illumination!

# Results® **SAFETY** **REFLECT**

## About Results® SAFETY REFLECTIVE 9905

When the Logos, numbers and letters on your back must have the ultimate illumination under any safety conditions. That is where you will want to use our Safety Reflective Film. Since 1992, a worldwide Industry Benchmark. Nothing comes close, and we guarantee it. Glass beads are the main material to make effect Retro-Reflective product. Our film has a layer on top and is protected by a PET Carrier. Providing the maximum illumination.

Easy to cut & weed **145-micron** film with easy tack adhesive liner.

- First in Quality and Illumination.
- Brightly reflect all vehicle head lights
- Proprietary Glass bead layer on top of the surface protected by a PET carrier.
- Safety wear, emergency, military, leisure and commercial applications.
- Water proof, flexible, and fashionable
- Certified and exceeds standards: ANSI 107, NEPA 1972, 2112, FR-120AF, EN 471, Class 2, Oeko-tex 100 Class 1.
- Semi-matte finish
- Compatible with other Results™ Films.

Recommended for Cottons, 50/50, Polyesters, Acrylic, Lycra and more.

**USA Stocked Colors**

**SILVER** ( 26 Additional Colors are available )

## Instructions

1. Note: Check First. Peel away plastic that may be protecting film before cutting.
2. Cut with a 45° blade in a MIRROR IMAGE. Pressure is 130gm. Make TEST CUT.
3. Weed the excess film media away.
4. Heat Press 305°F, medium pressure (psi 60) is suitable
5. Pre-heat garment for 2 second to flatten or take out moisture.
6. Position the film on the garment and heat for 8 seconds.
7. Wait 3 seconds and peel away carrier sheet. Warm or Cool.
8. With Kraft Paper or Teflon sheet, place over image and heat press again 3 sec.

## Results® Safety Reflective

Code	Size	Cost / SF	Price
RSF(Color)YD	20" x 1 yd	\$6.50	\$32.50
RSF(Color)5	20" x 5 yd	\$3.96	\$99.00
RSF(Color)10	20" x 10 yd	\$3.96	\$198.00
RSF(Color)25	20" x 25 yd	\$3.78	\$473.00
RSF(Color)55	20" x 55 yd	\$3.60	\$990.00



# Results<sup>TM</sup> **METAL** HEAT TRANSFER FILM

**Results<sup>®</sup> METAL**  
**Heat Transfer Vinyl**  
**A Hot Contemporary**  
**Soft Foil look film that**  
**is also easy to weed!**

## About Results<sup>®</sup> METAL

Results<sup>®</sup> METAL Film is a new Polyurethane heat transfer film with a shiny metallic surface that contours to the fabric and remains very soft and attractive after many wash and wear cycles. High fashion, night scene, dance, when you want to stand out in any crowd, this is the Flexible, easy to cut, ultra-soft hand, and applies in seconds. You can customize the surface with a Teflon or Mesh fabric when heat pressing over the transfer design.

Easy to cut & easy to weed **50-60-micron** film with a static adhesive liner.

- Maximum Illumination.
- No flaking, or peeling.
- Quick one-off or high volume production
- Small to large logos, numbers and designs
- Transfers can be stacked without material damage.

Recommended for Cotton, 50/50, Polyesters, Acrylic, Lycra and more.

**Available Colors**  
**GOLD & SILVER ONLY**

## Instructions

1. Cut Job in reverse.
  2. Weed the excess film media away from image.
  3. Pre-heat garment 2 to 3 seconds.
  4. Position film where desired.
  5. Heat Press at 305°F 8-10 seconds. Med. pressure (psi 60)
  6. Peel Cold ONLY.
  7. Note: Do not Iron or Dry Clean.
- \*Press Results METAL a second time for a unique Matte Finish!

Code	Size	Cost / SF	Price
RM(Color)YD	20" x 1 yd	\$3.20	\$16.00
RM(Color)5	20" x 5 yd	\$1.80	\$45.00
RM(Color)10	20" x 10 yd	\$1.67	\$83.50
RM(Color)25	20" x 25 yd	\$1.59	\$199.00



# Results® HTV BLOCK

**STOP Dye-Migration for good. Introducing Results® HTV BLOCK® it's the game changer against fabric dye-migration and bleeding.**

**4**  
**BALLER**

**HTV**  
**BLOCK**  
**19**

**ZERO**  
**ISSUES**

**TEAMNAME**  
**19**

## About Results® HTV BLOCK®

Exclusive NEW flexible charcoal blocking barrier.

Now 3x more blocking power.

Performance sportswear and most athletics. Including 100% Polyesters and dye sublimated fabrics. All weather champion, comfortable and dependable.

- Design and Cut in reverse small or large detail
- Exclusive charcoal dye-migration barrier
- 95-micron PU film with the highest stretch and rebound
- Can be multi-layered with all Results® products.
- Heat apply starting at 240°F in a mere 8 seconds.
- Keeps its matte finish and ultra-soft hand
- 100+ wash and dry test cycles.

## Instructions

1. Design in Reverse, then cut film using 80-100 gm of downforce.
2. Weed the excess film surrounding your graphic design.
3. Preheat garment 2 seconds (Nylon & silicone coated fabrics 20 seconds.)
4. Pressure is Medium.
5. Heat Press Time: 8-10 Seconds (Typical)
6. Heat Press Temp: 240°F to 285°F
7. (Less heat more time for stubborn migration issues)
8. Peel: Warm to Cool
9. Cover and seal if necessary

## Results® HTV Block

Code	Size	Cost / SF	Price
RSB(Color)YD	20" x 1 yd	\$3.90	\$19.50
RSB(Color)5	20" x 5 yd	\$2.70	\$67.50
RSB(Color)10	20" x 10 yd	\$2.50	\$124.95
RSB(Color)25	20" x 25 yd	\$2.38	\$297.51



# GLITTER CUT

**Results® GLITTER CUT  
HEAT TRANSFER VINYL**  
*Highly Fashionable  
Glitter film that is the  
easiest to weed Glitter,  
Guaranteed!*

## About Glitter CUT

Glitter CUT utilizes a pressure sensitive clear liner that enables small to large letters, logos, or number design. Never worry about weeding issues or losing an important piece of your work. Embedded with high quality polyester flakes gives Glitter CUT maximum illumination. Eliminated is the flaking, peeling, or cracking issues that you see in poorly constructed glitter films. Easy to cut & easy to weed **320-micron** film.

Results Glitter CUT is durable. Perfect for that full season of cheerleading, dance or if you are just looking for the ultimate in Bling and Swing.

Recommended for Cottons, 50/50, Polyesters, Acrylic, Lycra and more.

## Instructions

1. Cut Job in reverse.
2. Weed the excess film media away from image.
3. Pre-heat garment 2 to 3 seconds.
4. Position film where desired.
5. Heat Press at 305°F 8-10 seconds. Med. pressure (psi 60)
6. Hot/Warm Peel.

## Available Colors



### Results® GlitterCUT

Code	Size	Cost / SF	Price
RGC(COLOR)20YD	20" x 1 yd	\$3.19	\$15.95
RGC(COLOR)205	20" x 5 yd	\$2.08	\$51.95
RGC(COLOR)2010	20" x 10 yd	\$2.00	\$99.95
RGC(COLOR)2025	20" x 25 yd	\$1.98	\$247.95



**Results®**

# AURORA

# B

**FLASH SOME STYLE!**  
**Results® AURORA-B**  
**An amazing eye catching**  
**Rainbow Reflective Heat**  
**Transfer Vinyl that is out**  
**of this world!!!**



## Instructions

1. Cut in mirror (reverse) with 45° degree carbide blade,
2. Weed away unwanted film around image.
3. Turn over face down on to fabric.
4. Heat apply at medium pressure for 8 seconds.
5. Peel while HOT or warm
6. Wash in normal conditions, dry cleaning suitable.

## AURORA-B Pricing

Code	Size	Cost / SF	Price
RSFMLTCYD	17.7" x 1 yd	\$4.29	\$19.00
RSFMLTC5	17.7" x 5 yd	\$4.02	\$89.00
RSFMLTC10	17.7" x 10 yd	\$3.82	\$169.00
RSFMLTC25	17.7" x 25 yd	\$3.75	\$415.00
RSFMLTC55	17.7" x 55 yd	\$3.70	\$900.00

## About Results® AURORA-B, Rainbow Effect Reflective.

Our special reflective heat transfer film that gives a 24 color rainbow effect when a flash light or camera picture is taken against it. Special dazzling fashion, fun, and appearance unlike anything else.

Results® AURORA-B is suitable for most fabrics, especially Polyesters, and cottons. A durable but very flexible film for both light and dark colored fabrics.

- Simple to cut with a vinyl cutter or a laser cutting equipment
- Pressure Sensitive (sticky back) liner.
- No problem with weeding mistakes.
- Thickness 165 Microns.
- Heat Application: 150°C or 300°F. Just 8 seconds.
- Peel HOT.
- Roll Size: 17.7 x 55yds



# Results® RPUFF

**GO VERTICAL!!!**  
*Results® RPUFF gives an awesome 3D special effect that creates eye-catching designs that stand out from the competition.*



Colors Available Now

White \*

Black \*

## About Results® RPUFF

Results® RPUFF lets you create the outspoken identity for fabric decoration. Creative fashion, sportswear, fun apparel, youth garments, and more unique looking garments. Just heat with a press or an iron. Then watch the film rise to a cool 3D look with a matte finish. RPUFF is available in Black and White colors. Production friendly, easy to cut and weed, and very flexible. Comes on a clear low-tack sticky back liner. Position on the fabric with ease. Heat and enjoy in 8-10 seconds.

Suitable for Cottons, 50/50 and other similar fabrics. Just 85 microns thin (before heating) and 500 microns (after the heat transfer). RPUFF is unlike anything else in the market.

## Instructions

1. Cut in mirror (reverse) with 45° degree carbide blade,
2. Weed away unwanted film around image.
3. Pre-Press Garment 2-5 Seconds
4. Heat apply 300°F w/ medium pressure for 8-10 seconds.
5. Peel Carrier Hot / Warm

Wait 24 hours before washing. Wash inside-out.

\*Can Be Layered with other PU Films

## Results® RPUFF Pricing

Code	Size	Cost / SF	Price
RPUFF(Color)YD	20" x 1 yd	\$2.96	\$15.00
RPUFF(Color)5	20" x 5 yd	\$2.38	\$59.00
RPUFF(Color)10	20" x 10 yd	\$2.30	\$115.00
RPUFF(Color)25	20" x 25 yd	\$2.23	\$275.00



**Results®**

# Nite Lite

**LIGHT IT UP!!!**

**Results® NiteLite**

**Brighten up the Night,  
Graphics that truly Shine  
Bright in the dark.**

*Day Lite*

**Results®**

**Results®**  
*Nite Lite*

## Instructions

1. Cut in mirror (reverse) with 45° degree carbide blade,
2. Weed away unwanted film around image.
3. Turn over face down on to fabric.
4. Heat apply 300°F w/ medium pressure for 8-10 seconds.
5. Peel while HOT or warm
6. Wash in normal conditions, dry cleaning suitable.

## NiteLite Pricing

Code	Size	Cost / SF	Price
RNL(Color)YD	20" x 1 yd	\$4.39	\$21.95
RNL(Color)5	20" x 5 yd	\$4.20	\$104.95
RNL(Color)10	20" x 10 yd	\$3.90	\$195.00
RNL(Color)25	20" x 25 yd	\$3.78	\$472.00

## Available Colors

White/Green   Lite Green   Lite Yellow   Lite Pink   Lite Blue   Lite Orange

## About Results® NiteLite - Shine in the Dark

Amazing 6 colors of shine in the dark heat transfer vinyl. Appears white/color in the day light, but when the lights go out, your graphics truly STAND OUT. Like a light in the night. Six different ways.

- Simple to cut and remove what you do not need.
- For all Vinyl Cutters, Laser Cuttable for Fine Detail
- Multilayer on Cottons, Polyesters, and most any fabric, no nylons.
- Pressure Sensitive (light sticky back) liner.
- No problem with weeding mistakes.
- Durable 75 Microns and Multi-Layer.
- Heat Application: 285-300°F. Just 8-10 seconds.
- Peel Warm.



# RESULTS CUT APPLICATION INSTRUCTIONS

## RESULTS® ENVICTA™ Cut

### 1 Color Application

1. Preheat garment 3-4 sec.
2. Place weeded graphic liner side up
3. Heat Press, Medium Pressure, 305°F, 8-10 sec.
4. Peel Liner when garment is Warm - Cool Only
5. If Needed, Cover and Press additional 3-5 sec.

### 2 Color Application (Cotton Only)

1. Preheat garment 10 sec.
2. Place weeded background graphic liner side up
3. Tack Press, Med. Press, 305°F, 5 sec. Peel Cold
4. Place weeded foreground graphic liner side up
5. Heat Press, Light Press, 330°F, 5 sec. Peel Cold
6. Cover with Kraft paper, apply for 5 seconds

## RESULTS® WIZ-KUT®

### 1 Color Application

1. Preheat garment 3-4 sec.
2. Place weeded graphic liner side up
3. Heat Press, Medium Pressure, 305°F, 8-10 sec.
4. Peel Liner when garment is Warm - Cool Only
5. If Needed, Cover and Press additional 3-5 sec.

### 2 Color Application

1. Preheat garment 3-4 sec.
2. Place weeded background graphic liner side up
3. Tack Press, Med. Press, 300°F, 3 sec. Peel Hot
4. Place weeded foreground graphic liner side up
5. Heat Press, Light Press, 300°F, 6-8 sec. Peel Hot
6. Cover with Kraft paper, seal for 5-7 seconds

## RESULTS® METAL

### 1 Color Application - Shiny Finish

1. Preheat garment 3-4 sec.
2. Place weeded graphic liner side up
3. Heat Press, Medium Pressure, 305°F, 8-10 sec.
4. Peel Liner when garment is Cold Only
5. For Matte Finish, Cover & Press Med. 3-5 sec.

## RESULTS® R-PUFF

### 1 Color Application

1. Preheat garment 3-4 sec.
2. Place weeded graphic liner side up
3. Heat Press, Med. Pressure, 300°F, 8-10 sec.
4. Peel Liner when garment is Hot

## RESULTS® GLITTER CUT

### Application to Cotton

1. Preheat garment 3-4 sec.
2. Place weeded graphic liner side up
3. Heat Press, Med. Pressure, 305°F, 8-10 sec.
4. Peel Liner when garment is Hot / Warm

### Application to Synthetic Material (No Nylon)

1. Preheat garment 3-4 sec.
2. Place weeded graphic liner side up
3. Heat Press, Med. Pressure, 280°F, 12-15 sec.
4. Peel Liner when garment is Hot

## RESULTS® HTV BLOCK

### Typical Application

1. Preheat garment 2 seconds Pressure is Medium.
  - 1a. Preheat Nylon/Silicone Fabric 20 Seconds
2. Place weeded graphic liner side up
3. Heat Press, Med. Pressure, 285°F, 8-10 sec.
4. Peel Liner when garment is Warm to Cool

### Application for Heavy Dye Sub Saturation

1. Preheat garment 2 seconds Pressure is Medium.
2. Place weeded graphic liner side up
3. Heat Press, Med. Pressure, 240°F, 12-15 sec.
4. Peel Liner when garment is Warm to Cool
5. Cover and Seal if necessary

## WASHING INSTRUCTIONS FOR ALL HTV



### WASHING

Wash garment inside-out in coldwater with similar colors using a gentle wash cycle.



### NO-NO

Avoid using bleach and do not dry clean.



### IRONING

If ironing is necessary, iron the garment inside-out on the lowest setting.



### DRYING

Tumble dry low or hang-dry the garment

**WAIT 24 HOURS BEFORE WASHING  
DO NOT OVERLOAD WASHING  
MACHINE  
MATERIAL WILL FADE / DEGRADE**







# Results **IMPACT**

## TEXTILE FOILS

**Take Heat Transfer to the next level with the addition of Results™ **IMPACT** textile foils.**

**Utilize Results™ **IMPACT** foils to add the ultimate in bling, style, and fashion! Make any logo or design more attractive with the 17 colors and 11 patterned effects.**

						
<b>SILVER</b> 12" x 200' HTFS5 - \$23.00	<b>GOLD</b> 12" x 200' HTFHB - \$23.00	<b>YELLOW GOLD</b> 12" x 200' HTFH4 - \$23.00	<b>SILVER/GOLD</b> 12" x 200' HTFHM - \$23.00	<b>ROSE GOLD</b> 12" x 200' HTFHJ - \$27.00	<b>COPPER</b> 12" x 200' HTFHA - \$27.00	<b>BLACK</b> 12" x 200' HTFK2 - \$27.00
						
<b>RED</b> 12" x 200' HTFR4 - \$27.00	<b>ROYAL</b> 12" x 200' HTFBC - \$27.00	<b>DK. BLUE</b> 12" x 200' HTFB4 - \$27.00	<b>TEAL</b> 12" x 200' HTFBA - \$27.00	<b>GREEN</b> 12" x 200' HTFN1 - \$27.00	<b>PURPLE</b> 12" x 200' HTFV2 - \$27.00	<b>ORANGE</b> 12" x 200' HTFEB - \$27.00
						
<b>PINK</b> 12" x 200' HTFPA - \$27.00	<b>LIGHT ROSE</b> 12" x 200' HTFPC - \$27.00	<b>CORAL</b> 12" x 200' HTFPF - \$27.00	<b>SILVER SCALES</b> 12" x 50' HTFSEK9250 - \$19.00	<b>CRACKED ICE</b> 12" x 50' HTFSOH3850 - \$19.00	<b>LEOPARD</b> 12" x 50' HTFH3AK0150 - \$17.00	<b>RAINBOW</b> 12" x 50' HTFMCAA0150 - \$17.00
						
<b>ZEBRA</b> 12" x 200' HTFS5ZBRA50 - \$17.00	<b>OIL SLICK</b> 12" x 200' HTFSOLSO150 - \$17.00	<b>IRIDESCENT</b> 12" x 200' HTFT3LSO150 - \$17.00	<b>HOLO SILVER</b> 12" x 200' HTFSOZP050 - \$19.00	<b>BLUE PEBBLES</b> 12" x 200' HTFFB3K10150 - \$19.00	<b>BIG STRIATIONS</b> 12" x 200' HTFKAAEO150 - \$17.00	<b>SILVER GLITTER</b> 12" x 200' HTFSOKP7350 - \$19.00

### ABOUT RESULTS IMPACT FOILS

Use Results IMPACT Foils on T-shirts, Hoodies, Pants, or any apparel to create attention grabbing metallic designs. The brilliance of foil makes any apparel item stand out. You can increase the value and look of your garments tremendously with this simple process.

- Stand out and grab attention with metallic foil designs
- Zero Weeding metallic transfer foil
- Adheres in seconds to all shirt colors
- Also will adhere to ENVICTA-CUT with Crinkle Effect

For Best Results use Results KWIK Adh (page 11)



IMPACT Foils can be used in conjunction with the Results KWIK ADH Adhesive, ENVICTA-CUT Heat Transfer films, Other Thermal Adhesive Films, DTG white ink, & Screen Print transfer adhesives. Add a custom crinkle effect to ENVICTA-CUT by balling up foil and then applying.

**INSTRUCTIONS ON PAGE 14**



# Results **IMPACT**

TEXTILE FOILS

## Application instructions

### ENVICTA-CUT - IMPACT FOIL INSTRUCTIONS



1. CUT Job in Reverse & Weed away Excess

1. PREHEAT Garment 305°F

2. APPLY ENVICTA-CUT 305°F 8-10 Seconds

Peel Warm

3. CUT Foil to fit over ENVICTA-CUT Design

4. CRUNCH foil (X2 for best results)

5. PRESS 305°F, 15-18 Sec. (use cover sheet)

6. PEEL COLD! (very important)

7. REPEAT steps 5-6 with foil flat to inlay foil

Utilize Results IMPACT Foils with design techniques to create effects by balling up foil, using multi-color layering, pre pressing a design into the foil, and many other techniques. Please give us a call or visit our website for additional information.

### FOIL ADHESIVE INSTRUCTIONS



1. CUT JOB in Reverse

2. WEED away Excess

3. PRE-HEAT Garment 300°F 3-5 sec.

4. PRESS Adhesive to Garment 300°F Firm Press 3-5 sec.

5. PEEL Hot / Warm

6. CUT Foil larger than Cut Design

8. PRESS Foil onto Adhesive 300°F Firm Press 15-18 sec. use cover sheet!

9. PEEL Foil COLD!



**Edge to edge excitement  
for short and long term  
fabric decoration.  
NEW KWIK ADH heat  
transfer foil adhesive gives  
you that edge you have  
been looking for!**

**Results®**



**KWIK  
ADH**



### About Results® KWIK-ADH™:

Take fabric decoration to the limit with KWIK-ADH and Results® Impact Textile Foil!

Our NEW KWIK-ADH heat transfer foil adhesive gives you the edge over all other adhesives. Letters, logos, numbers are simply cut in reverse and then easily weed away what you do not need. You will be amazed at how KWIK-ADH is so exceptionally EZ-2-Weed. You could do it with your eyes closed. KWIK-ADH is only **45-microns** thin, designed to be as light as possible and give as much stretch and rebound as capable with foils. Place **FLAT** on top KWIK-ADH, our Results® iMPACT Textile Foil or crunch it for a distressed look. The opportunities are really endless with Results® KWIK-ADH and iMPACT Textile Foils. Results® iMPACT Textile Foils have 28 stocking awesome colors and patterns. More foils available special order.

### KWIK-ADH™ Product Advantages

- Easy to design and so Easy to cut
- Weeding is the easiest in the market
- Thickness is 45 Microns flexible
- Wash ability: 50+ Cold wash and dry cycles
- Keeps a soft stretchable hand on the fabric.
- 12, 20, & 40 inches wide are available.
- Fabrics: Cotton, polyesters, cotton/poly blends.

### Instructions

1. Design job and cut KWIK-ADH in reverse.
2. Weed away excess material.
3. Pre-heat 2 seconds to flatten fabric.
4. Lay adhesive side flat on heat press, use cover sheet.
5. Tack apply at 300°F for 5 seconds
6. Peel Warm/Hot to expose adhesive.
7. Lay the foil shiny/color side up. Flat for 100% edge to edge coverage.
8. OPTIONAL STEP - Crunch for a distressed look.
9. Heat apply firm pressure with cover sheet 300°F for 15-20 seconds
10. Peel away when cooled. (COLD PEEL ONLY)

Note: Turn it up!. From a distressed look. Come back with another foil color and lay it flat to fill in the open areas that only show the adhesive. Just follow step 9 and 10 again.

### Results™ Kwik ADH Adhesive Clear

Code	Size	Cost / SF	Price
RKADH1205	12" x 5 yd	\$1.26	\$18.95
RKADH1210	12" x 10 yd	\$1.20	\$35.95
RKADH1225	12" x 25 yd	\$1.13	\$85.00
RKADH2005	20" x 5 yd	\$1.23	\$30.75
RKADH2010	20" x 10 yd	\$1.17	\$58.50
RKADH2025	20" x 25 yd	\$1.10	\$137.50
RKADH4025	40" x 25 yd	\$1.10	\$275.00

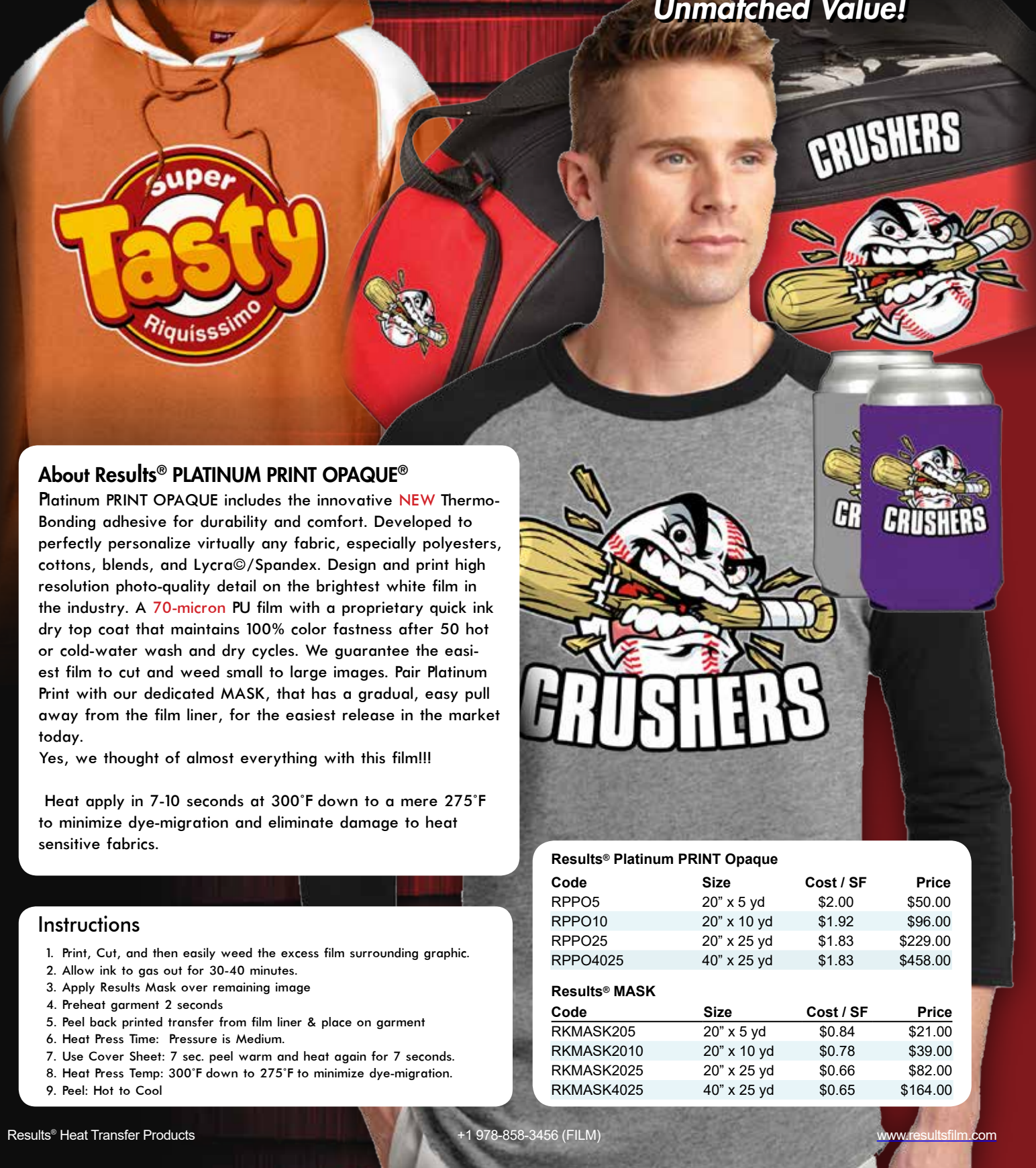
Use the Best Results iMAPCT Foils (page 8)

**Results iMPACT**  
TEXTILE FOILS





**GET THE BEST!**  
**Results® PATINUM PRINT**  
**OPAQUE® Digital HTV Film.**  
**Astounding Quality Digitally**  
**Printable Film that has**  
**Unmatched Value!**



### About Results® PLATINUM PRINT OPAQUE®

Platinum PRINT OPAQUE includes the innovative **NEW** Thermo-Bonding adhesive for durability and comfort. Developed to perfectly personalize virtually any fabric, especially polyesters, cottons, blends, and Lycra®/Spandex. Design and print high resolution photo-quality detail on the brightest white film in the industry. A **70-micron** PU film with a proprietary quick ink dry top coat that maintains 100% color fastness after 50 hot or cold-water wash and dry cycles. We guarantee the easiest film to cut and weed small to large images. Pair Platinum Print with our dedicated MASK, that has a gradual, easy pull away from the film liner, for the easiest release in the market today.

Yes, we thought of almost everything with this film!!!

Heat apply in 7-10 seconds at 300°F down to a mere 275°F to minimize dye-migration and eliminate damage to heat sensitive fabrics.

### Instructions

1. Print, Cut, and then easily weed the excess film surrounding graphic.
2. Allow ink to gas out for 30-40 minutes.
3. Apply Results Mask over remaining image
4. Preheat garment 2 seconds
5. Peel back printed transfer from film liner & place on garment
6. Heat Press Time: Pressure is Medium.
7. Use Cover Sheet: 7 sec. peel warm and heat again for 7 seconds.
8. Heat Press Temp: 300°F down to 275°F to minimize dye-migration.
9. Peel: Hot to Cool

### Results® Platinum PRINT Opaque

Code	Size	Cost / SF	Price
RPPO5	20" x 5 yd	\$2.00	\$50.00
RPPO10	20" x 10 yd	\$1.92	\$96.00
RPPO25	20" x 25 yd	\$1.83	\$229.00
RPPO4025	40" x 25 yd	\$1.83	\$458.00

### Results® MASK

Code	Size	Cost / SF	Price
RKMASK205	20" x 5 yd	\$0.84	\$21.00
RKMASK2010	20" x 10 yd	\$0.78	\$39.00
RKMASK2025	20" x 25 yd	\$0.66	\$82.00
RKMASK4025	40" x 25 yd	\$0.65	\$164.00



**TACKLE DYE MIGRATION  
& DYE-SUB FABRIC ISSUES.**  
Meet Results® PLATINUM PRINT  
HTV BLOCK®. Achieve the fabric  
decoration goal you and your  
customer demand.



### Results® Platinum Print HTV BLOCK®

A NEW, Industry technological break-out film!

A REVOLUTION IS HERE FOR THE FIGHT AGAINST DYE MIGRATION!

#### Product Advantage

- Low gloss matte finish.
- Print full colored photo-quality graphics, logos & corporate images.
- NEW carbon-charcoal liner Now with
- Personalize virtually any fabric, even performance polyesters and cottons.
- Extremely flexible, soft hand, fabric blending.
- Durable, with color fastness 100%.
- Heat Application 240°F - 275°F.
- Required mask: Results® JMASK.

#### Product Specifications

- Thickness: comfortable 95 microns (.095)
- Composition: High grade Polyurethane (PU)
- Carrier: Clear, Non-Pressure sensitive, ez2weed.
- Ink Gas Out Time: 30 minutes
- Wash and Dry Cycles: 200
- Inks: Latex, UV, and most Eco solvent inks.

Helpful tip: Use Platinum Print HTV BLOCK® to cover over mistakes from other films.

Perfect for printing light colored numbers and letters.

#### Results® Platinum Print HTV BLOCK

Code	Size	Cost / SF	Price
RPPHB5	20" x 5 yd	\$3.71	\$91.25
RPPHB10	20" x 10 yd	\$3.37	\$165.75
RPPHB25	20" x 25 yd	\$2.84	\$349.00
RPPHB4025	40" x 25 yd	\$2.84	\$698.00

#### Results® JMASK for Platinum Print HTV BLOCK

Code	Size	Cost / SF	Price
JMASK5	20" x 5 yd	\$0.91	\$22.50
JMASK10	20" x 10 yd	\$0.82	\$40.50
JMASK25	20" x 25 yd	\$0.70	\$86.22
JMASK4025	40" x 25 yd	\$0.67	\$164.00

#### Instructions

1. Print, Cut, then easily, weed the excess film from the surrounding graphic.
2. Allow ink to gas out for 30 minutes. Apply Results® JMASK over image.
3. Preheat fabric 2 seconds.
4. Peel back printed transfer from film liner & place on fabric.
5. Heat Press pressure 60psi to medium.
6. Heat Press Time: 8-10 seconds.
7. Heat Press Temp: 240°F-275°F.
8. Peel: Warm to Cool. Enjoy!





**GO EVEN FARTHER!**  
**Results® Platinum Print PLUS**  
 Exceed decoration boundaries  
 on any and every fabric. Team  
 sports, corporate logos, or a  
 photo-quality image on any  
 garment or promotional product.



### About Results® PLATINUM PRINT PLUS

Results® Platinum Print PLUS is the ultimate printable semi-matte digital film for dark and light colored fabric decoration. The highly flexible **75-micron** PU print film has been developed to personalize virtually any fabric, especially Nylons, Polyesters, Lycra®, cottons, leathers, rayon and more.

Yes it applies on just about anything, just try it!

- Accepts Eco Solvent, Solvent, hp latex and UV ink.
- Guaranteed life time stretch and rebound
- Ultra-soft hand feel. All weather.
- Durable, light weight, extremely flexible
- 75 microns. Will not crack, or peel.
- Proprietary secret adhesive.
- Heat Press from 240°F. Film and fabric feel like one.
- Wash and dry, and wear 100+ times.
- Dry clean suitable with UV Inks.
- Recommended mask. Results® J MASK

#### Results® Platinum Print Plus

Code	Size	Cost / SF	Price
RPPPYD	20" x YD	\$3.81	\$18.75
RPPP5	20" x 5 yd	\$2.54	\$62.50
RPPP10	20" x 10 yd	\$2.31	\$113.50
RPPP25	20" x 25 yd	\$1.97	\$239.00
RPPP4025	40" x 25 yd	\$1.92	\$465.75

#### Results® JMASK for Platinum Print HTV BLOCK

Code	Size	Cost / SF	Price
JMASK5	20" x 5 yd	\$0.91	\$22.50
JMASK10	20" x 10 yd	\$0.82	\$40.50
JMASK25	20" x 25 yd	\$0.70	\$86.22
JMASK4025	40" x 25 yd	\$0.67	\$164.00

### Instructions

1. Design image right reading. Use suggested printer profile. Print 360-720 dpi.
2. Print and Contour Cut with 45° degree blade. Appx 65-70 gm. cutting force.
3. Weed away unwanted film around image.
4. After printing let ink de-gas for 20 minutes.
5. Mask with Results® J MASK. Remove from liner.
6. Preheat fabrics 2 seconds. (Nylon & silicone coated fabrics 20 sec. at 300°F).
7. Apply Results Platinum Print PLUS with fabric warm. Use Cover Sheet
8. Heat press from 240°F to 300°F, 8 -12 seconds. Note: Less heat=more time.
9. Peel warm, not hot.



**Results®**

**Allura**  
**PRINT**

**ADD SPARKLE!!!**  
**Results® Allura PRINT/CUT**  
**A printable & cuttable HTV**  
**film unlike any other, that**  
**will put that sparkle back**  
**into your customers eye!**



### Instructions

1. Print, Cut, then easily, weed the excess film from the surrounding graphic.
2. Allow ink to gas out for 30 minutes. Apply Results® JMASK over image.
3. Preheat fabric 2 seconds.
4. Peel back printed transfer from film liner & place on fabric.
5. Heat Press pressure 60psi to medium.
6. Heat Press Time: 8-10 seconds.
7. Heat Press Temp: 250°F-275°F.
8. Peel: Warm or Hot. Enjoy!

### ALLURA PRINT/CUT Pricing

Code	Size	Cost / SF	Price
RAPC5	20" x 5 yd	\$2.89	\$72.25
RAPC10	20" x 10 yd	\$2.68	\$133.75
RAPC25	20" x 25 yd	\$2.55	\$318.75

### About Results® Allura Print/Cut HTV Film.

Print or cut, while keeping a silver twinkle back ground on a white base. Print photo-quality images, team sports and corporate logos. Colors burst out from the embedded silver particles in the film face. Especially with a full ink coverage over the film. ALLURA IS OUT OF THIS WORLD! Suitable for all fabrics, easy to work with, and perfect for a dye sublimation look. Allura is durable, extremely flexible, and elegantly attractive. Decorate shoes, shirts, nylon products, cottons, and moisture wicking polyesters and promotional items

Just 65 microns thin, has a soft safe polyurethane composition and a proprietary all fabric adhesive. When heat pressed into the fabric, they become one. Allura keeps a soft hand, even after 100 wash and dry cycles. Perfect for sensitive fabrics, heat application starts at 250°F. Production friendly, easy to weed and has a warm peel.

Suitable for digital printers working with Eco Solvent, Solvent, UV and HP latex inks. Recommended mask: Results® JMASK.

- Thickness 65 Microns.
- Heat Application: 250°F - 275°F. Just 8 seconds.
- Peel Warm or Hot.
- Roll Size: 20" x 25yds





**GET THE BEST FILM BUILT  
FOR LIGHT COLOR SHIRTS!**  
**Results® Platinum PRINT CLEAR**  
**Digital Heat Transfer Film.**  
**The Ultimate See-Thru Matte**  
**Film with Unmatched Value!**



### About Results® PLATINUM PRINT CLEAR

The ultimate printable see-through matte film for light colored garment decoration. Developed to perfectly personalize virtually any fabric. Print vibrant color custom graphics with photographic quality. Print in reverse, trim and transfer in 8-12 seconds. Ultra soft hand, emulates screen printing without the fading, cracking or peeling from any fabric. Durable at **55 Microns**, superior abrasive, water-proof, stain resistant.

Wash, dry, and wear 100+ times. Dry clean suitable.  
Guaranteed life time stretch and rebound, PLATINUM PRINT CLEAR is an all-weather champion.

### Recommended fabrics:

Cotton, Polyester, 50/50, Lycra, Spandex. and more.

### Instructions

1. Print&Cut in REVERSE then weed the excess film surrounding graphic
2. Preheat garment 4 seconds
3. Place Printed Graphic on garment
4. Heat Press Time: 8-10 seconds - Medium Pressure
5. Heat Press Temperature: 300°F
6. Peel: Warm to Cool.

### Results® PRINT CLEAR

Code	Size	Cost / SF	Price
RPC5	20" x 5 yd	\$2.20	\$55.00
RPC10	20" x 11 yd	\$1.98	\$99.00
RPC27	20" x 27 yd	\$1.67	\$226.00



# NOTES



## This image shows a single sheet of white paper with horizontal ruling lines. The lines are evenly spaced and run across the width of the page. There are no margins, text, or other markings on the paper.



ENVICTA  
24



GAME **Results**<sup>®</sup>  
TO  
WIN



**Results**<sup>®</sup>



**Results**

## Contact Information

David Lavita  
email: [dave@resultsfilm.com](mailto:dave@resultsfilm.com)  
Tel. +1 978-858-3456 (FILM)  
Skype: dl200731

Distributed by: